


- Access Doors, Foundation
- Anchor Bolts
- Angles, Rolled
- Area Walls and Grates (Standard Grade)
- Area Walls (Regular Grade)
- Area Walls (Commercial Grade)
- Area Walls (Egress)
- Area Wall Grates, Covers and Ladders
- Ash Dumps
- Bar and Perforated Strainers (Cast Iron)
- Bell Traps (Cast Iron and PVC)
- Brick Clamps
- Chimney Caps and Accessories
- Cleanout Doors (Cast Iron and Steel)
- Columns (Adjustable and Fixed)
- Column Components and Tubing
- Dampers and Controls (Cast Iron)
- Foundation Anchors
- Jack Posts
- Lintels (Block and Brick)
- Mortar Boxes and Pans
- Nail Stakes (Steel)
- Trench Drain
- Ventilators, Foundation
- Wall Ties

- [Area Walls and Grates \(Standard Width\)](#)
- [Area Walls 20 Gauge Round \(Regular Grade\)](#)
- [Area Walls 18 Gauge Round \(Commercial Grade\)](#)
- [Area Walls 18 Gauge Square \(Commercial Grade\)](#)


- [Area Walls 18 Gauge Non-Egress Casement Style \(Commercial Grade\)](#)
- [Area Walls 18 Gauge Egress Casement Style](#)
- [Area Wall Grates, Covers and Ladders \(Egress\)](#)

Area Walls and Grates (Standard Width)

AW | Area Walls
 Standard Width | 22 Gauge



Round Type | Width 37" | Proj. 16" | Rounded Corners



Straight Type | Width 37" | Proj. 12" | Rounded Corners



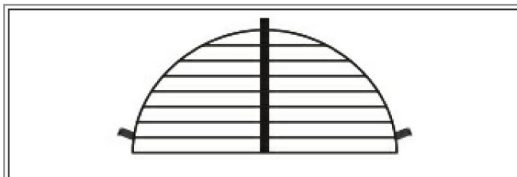
Foundation Vent | Round Type | Width 19-1/2" | Proj. 10"

| Standard Width 37" Round or Straight Type Galv. Steel | | |
|---|----------------|-----------------|
| Model | Nominal Height | Weight Each (#) |
| AW12 | 12" | 7 |
| AW15 | 15" | 8 |
| AW18 | 18" | 10 |
| AW24 | 24" | 13 |
| AW30 | 30" | 16 |
| AW36 | 36" | 20 |
| AW48 | 48" | 25 |
| Shipped: Wired Bundles of 5 | | |

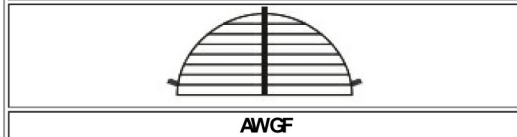
| Foundation Vent Area Wall Round Type Galv. Steel | | |
|--|----------------|-----------------|
| Width 19-1/2" Projection 10" | | |
| Model | Nominal Height | Weight Each (#) |
| AWFV | 12" | 5 |
| Shipped: Strapped Bundles of 10 | | |

- 12", 18", 24", and foundation vent area walls also have rounded bottom corners for extra safety
- Stamped from single steel sheet
- Bright finish reflects light into basement
- Holes in flanges for bolting to wall
- Deep corrugation stiffens against back fill
- Minimum G-60 galvanized coating
- All back filling should be done gradually to prevent excessive pressure against area wall

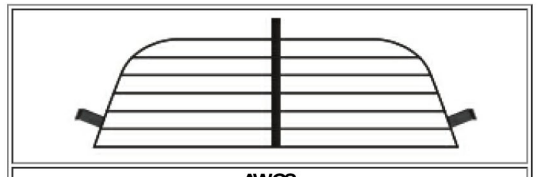
AWG | Area Wall Grates
 Standard Width



AWGR



AWGF



AWGS

| STEEL GRATES ROUND OR STRAIGHT TYPE | | |
|---------------------------------------|---------|-----------------|
| Model | Width | Weight Each (#) |
| AWGR | 37" | 10 |
| AWGS | 37" | 10 |
| AWGF | 19-1/2" | 3.5 |

- Hot-dipped galvanized finish
- Grating type admits maximum light and air into basement

Click here for
 Marshall's Online
 Catalog
 (Downloadable .PDF)

